




LUXOR

solar module manufacturer since 2007



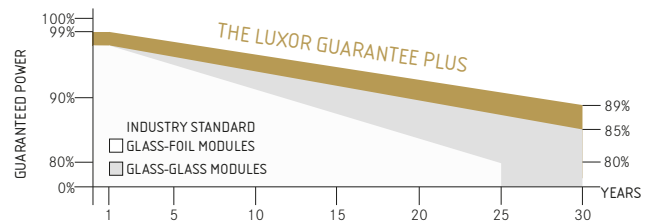
- + POWERFUL N-TYPE TOPCON CELLS
- + DOUBLE GLASS: HIGHER MECHANICAL STABILITY AND FIRE SAFETY
- + REDUCED LOSSES DURING PARTIAL SHADING
- + APPLICATION: WHEREVER LONGEVITY AND ROBUSTNESS ARE REQUIRED
- + ECO: ESPECIALLY ECONOMIC AND RELIABLE



product guarantee¹



linear performance guarantee¹



ECO LINE N-TYPE TOPCON GLASS-GLASS

M132 / 600 - 620W

MONOCRYSTALLINE MODULE FAMILY



Longlife tested



Power proofed



Safety provided




Selection of components



Back glass



Performance surplus of 0 Wp to 6.49 Wp



Higher heat dispensing



PID free LID Free



German warrantor

ECO LINE N-TYPE TOPCON GLASS-GLASS

M132 / 600 - 620 W

Module type LX - XXX M/182R-132+ GG | XXX = Rated power Pmpp

Electrical data at STC

Rated power Pmpp [Wp]	600.00	605.00	610.00	615.00	620.00
Pmpp range to	606.49	611.49	616.49	621.49	626.49
Rated current Impp [A]	15.21	15.27	15.32	15.37	15.42
Rated voltage Vmpp [V]	39.46	39.65	39.84	40.03	40.22
Short-circuit current Isc [A]	16.08	16.14	16.19	16.25	16.30
Open-circuit voltage Uoc [V]	47.77	48.00	48.23	48.46	48.69
Efficiency at STC up to	22.45%	22.64%	22.82%	23.01%	23.19%
Efficiency at 200 W/m ²	21.98%	22.18%	22.36%	22.54%	22.72%

Electrical data at NOCT

Power at Pmpp [Wp]	452.16	455.93	459.70	463.46	467.23
Rated current Impp [A]	12.28	12.33	12.37	12.41	12.45
Rated voltage Vmpp [V]	36.82	36.98	37.16	37.35	37.53
Short-circuit current Isc [A]	12.98	13.03	13.07	13.12	13.16
Open-circuit voltage Uoc [V]	44.09	44.32	44.55	44.77	45.00

Specification as per STC (Standard test conditions): irradiance 1000 W/m² | module temperature 25°C | Air Mass = 1.5
 NOCT (nominal operating cell temperature): irradiance 800 W/m² | wind speed 1 m/sec | ambient temperature 20°C | cell operating temperature 45 +/- 2°C | Air Mass = 1.5

Limiting values

Max. system voltage max. return current	1000 V or 1500 V 30 A
Safety class Fire safety class	II C (according to IEC 61730)
Operating temperature	-40 to 85°C
Max. tested pressure load-/tensile ²	5400 Pa / 2400 Pa

Temperature coefficient

Temperature coefficient [U] [I] [P]	-0.25 %/°C 0.045 %/°C -0.29 %/°C
---	--------------------------------------

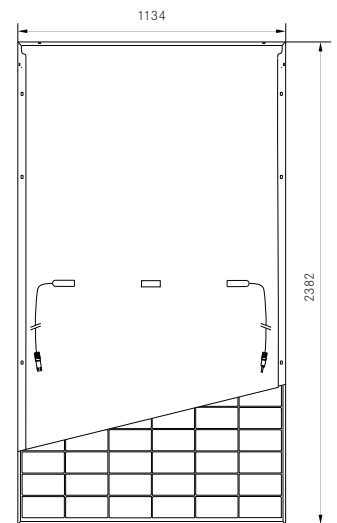
Specifications

Cells (matrix) Wafer Type	132 (6 x 22) M10 N-Type TOPCon
Module dimensions (L x W x H) ³ Weight	2382 mm x 1134 mm x 30 mm 33.5 kg
Front-side	2 mm tempered highly transparent, anti-reflection solar glass
Back-side	2 mm tempered completely white coated glass
Frame	Stable, anodised aluminium frame
Embedding material	POE/EVA
Junction Box	At least IP67
Diodes	3 Schottky Diodes
Cable	Symmetrical cable lengths > 1.4 m, 4 mm ² solar cable
Connectors	MC4 or equivalent with IP67
Hail test (max. hailstorm)	Ø 45 mm impact velocity 23 m/s ± 83 km/h

The specifications and average values can vary slightly. Relevant is the corresponding data of the individual measurement. Specifications are subject to change without notice. Measurement tolerance depending on equipment: rated power +/- 3%, other values +/- 10%. All information given in this data sheet corresponds to DIN EN 50380. A potential light-induced degradation of the power after commissioning is not considered here. Further information in the installation manuals.

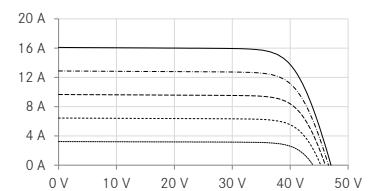
- The specific warranty conditions are given under www.luxor.solar/downloads.html
- Horizontal mounted, for details please check mounting instruction
- Tolerance L/W = +/- 3 mm, H +/- 2 mm, the dimensions given in the order confirmation will be decisive
- Location and dimensios of holes on request

Back - / Frontview^{3,4}

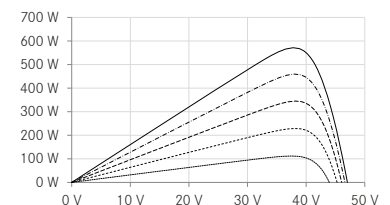


Electrical characteristics

UI - diagram e.g. 600 Wp



UP - diagram e.g. 600 Wp



..... 200 W/m²
 --- 400 W/m²
 — 600 W/m²
 - - - 800 W/m²
 — 1000 W/m²

Luxor, your specialised company



IEC
 IEC 61215
 IEC 61730



Guidelines:
 93/68/EEC
 2014/35/EU, (LVD)
 2014/30/EU, (EMC)

The validity of the certificates/listings for a specific country has to be examined under:
www.luxor.solar/downloads.html